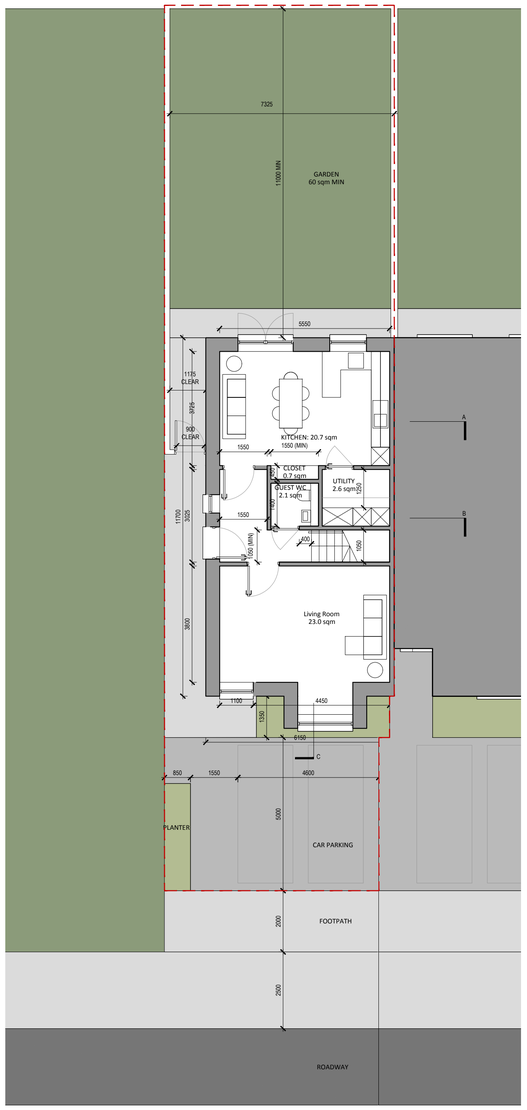

TYPICAL GROUND FLOOR PLAN

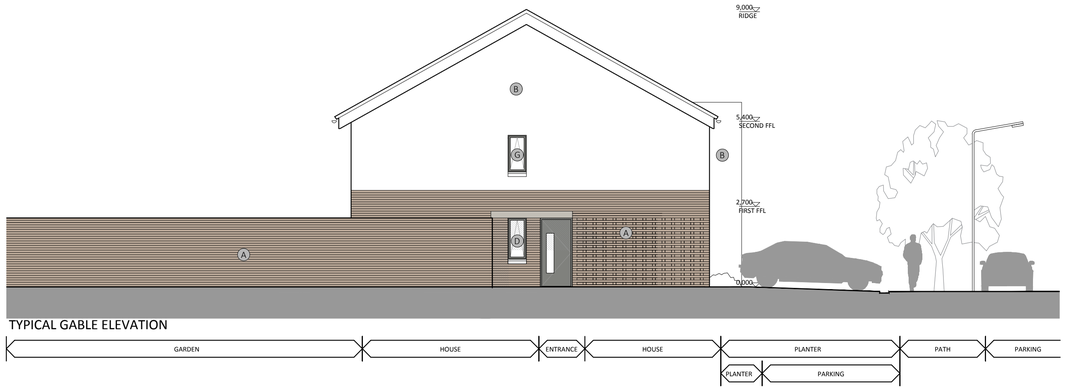

TYPICAL GABLE ELEVATION

TYPICAL FRONT ELEVATION

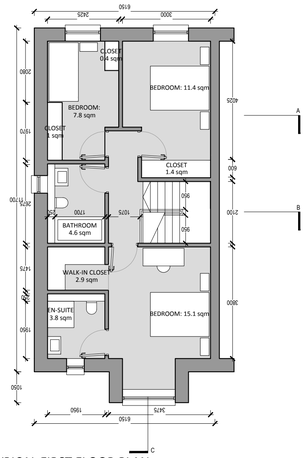

TYPICAL FIRST FLOOR PLAN

UNIT TYPE B4 : DETAILED DESIGN

3 BED TERRACE (SIDE ACCESS, BAY WINDOW)

PLOT CURTILAGE

- THREE-BED, TWO STOREY, SEMI-DETACHED TERRACE UNIT
- POTENTIAL FOR EXTENSION IN ROOF (AN ADDITIONAL TWO BEDROOMS & STORAGE)
- ACCESS TO THE REAR GARDEN THROUGH SHARED GATED LANE-WAY

MATERIALITY

- (A) SELECTED BRICK FINISH (IBSTOCK BISCUIT COLOURED BUFF / RED / GREY BRICK)
- (B) SMOOTH PAINTED PLASTER FINISH
- (C) SMOOTH FIBER CEMENT TILE (THRUTONE BLUE GRAY)
- (D) ALU-CLAD TIMBER DOUBLE GLAZED WINDOWS
- (E) EXTERNAL TIMBER GATES / CONCRETE POST & TIMBER PANEL GARDEN WALLS (WITH BLOCKWORK WALL TO REAR)
- (F) SELECTED GREY ALUMINIUM FINISH
- (G) OPAQUE GLASS
- (H) PIGMENTED DASH RENDER FINISH

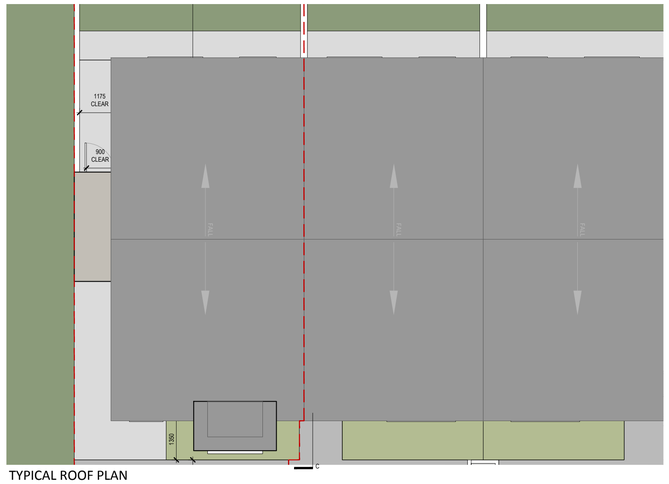

TYPICAL ROOF PLAN

TYPICAL REAR ELEVATION

RESIDENTIAL QUALITY AUDIT - PHASE 1

	NUMBER OF UNITS	UNIT %	CAR PARKING SPACES (PER UNIT)	UNIT AREA (GROSS)	STORAGE AREA
UNIT TYPE B1	2	.5%	2	121	9
UNIT TYPE B2	16	4.3%	2	117	9
UNIT TYPE B3	22	5.9%	2	121	9
UNIT TYPE B4	2	.5%	2	117	9

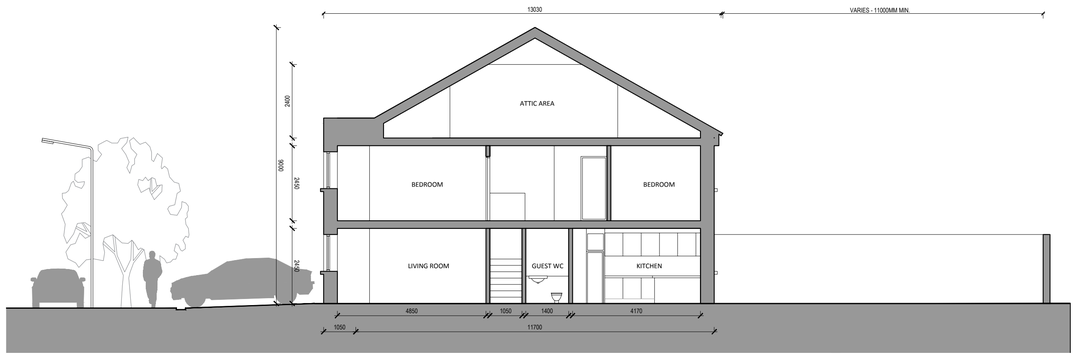

TYPICAL SECTION C-C

TYPICAL SECTION A-A

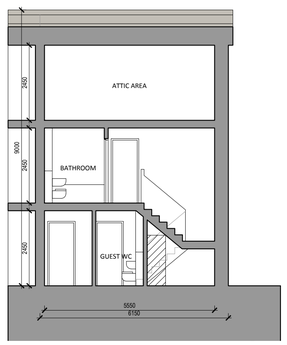

TYPICAL SECTION B-B

All dimensions to be checked on site. Figured dimensions take preference over scaled dimensions. Any errors or discrepancies to be reported to the Architects. This drawing may not be edited or modified by the recipient.

A1

Copyright and ownership of this drawing is vested in RKD Architects, whose prior written consent is required for its use, reproduction or for publication to any third party. All rights reserved by the law of copyright and by international copyright conventions are reserved to RKD Architects and may be protected by court proceedings for damages and/or injunctions and costs. RKD Architects' Quality Management Systems are independently certified to ISO 9001:2015.

Notes

NOTE: REFER TO SITE LAYOUT PLAN FOR LOCATIONS OF UNIT TYPES

REV	DATE	CHK BY	DESCRIPTION
A	JULY 19	SG	SHD SUBMISSION

BALLYMOUNT PROPERTIES LTD.

STATUS: PLANNING

PROJECT: RESIDENTIAL AND NEIGHBOURHOOD CENTRE DEVELOPMENT (PHASE 1)

PROJECT ADDRESS: FORMER MAGEE BARRACKS SITE KILDARE TOWN

DWG TITLE: UNIT TYPE B4 (3B) : DETAILED DESIGN (SIDE ACCESS, BAY WINDOW)

DWG NO: A1113

REV	PROJECT NO	SCALE
A	18166	1:100

DATE	DRN	CHK
16/07/2019	CB	SG

RKD
59 Northumberland Rd
Ballsbridge, Dublin 4
D04 WP89, Ireland
+353 1 668 1055
mail@rkd.ie
rkd.ie